

NYLON 6 MARKET GLOBAL REVIEW AND OUTLOOK

(2019)

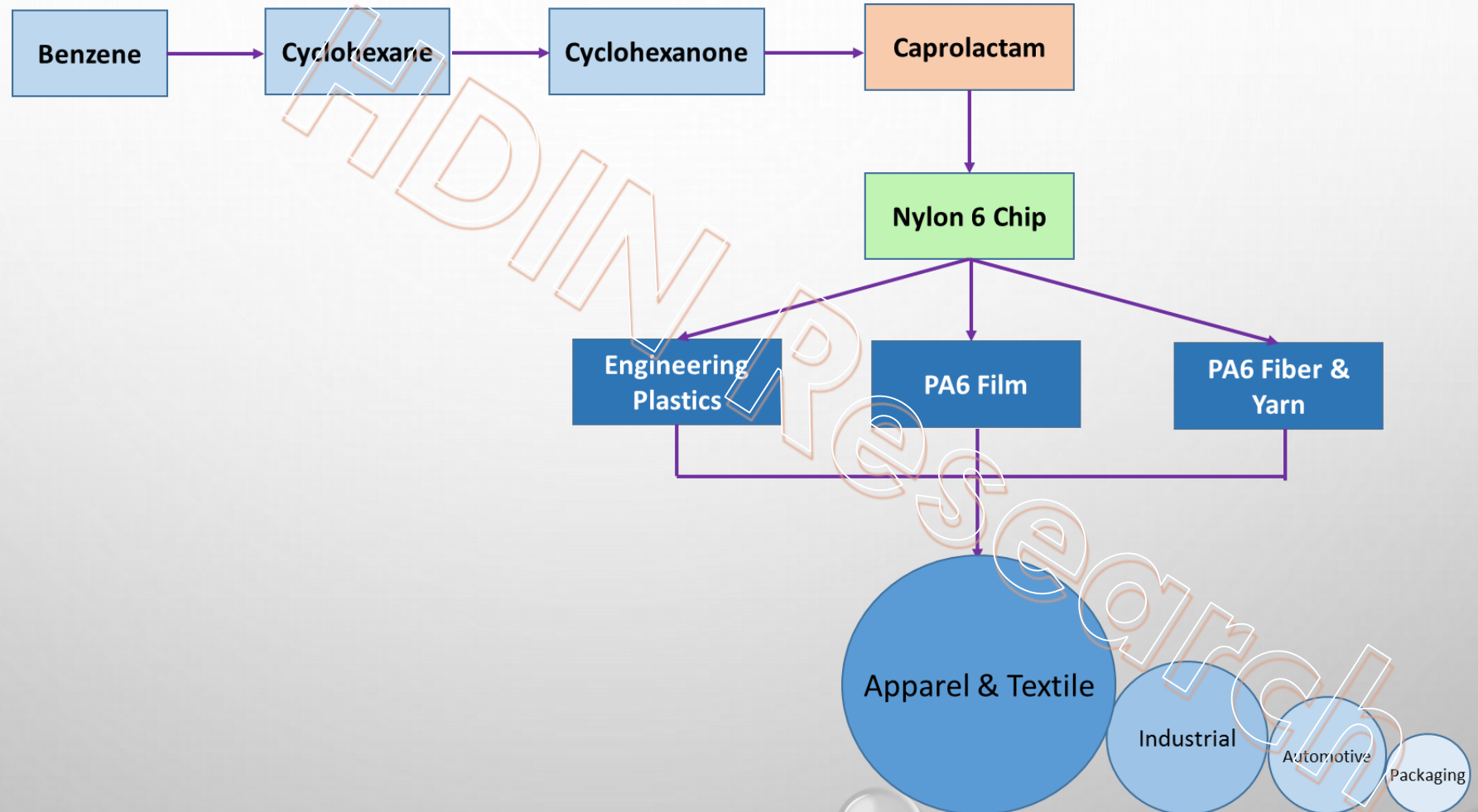
PUBLISHED BY HDIN RESEARCH

WEBSITE: [HTTPS://WWW.HDINRESEARCH.COM/](https://www.hdinresearch.com/)

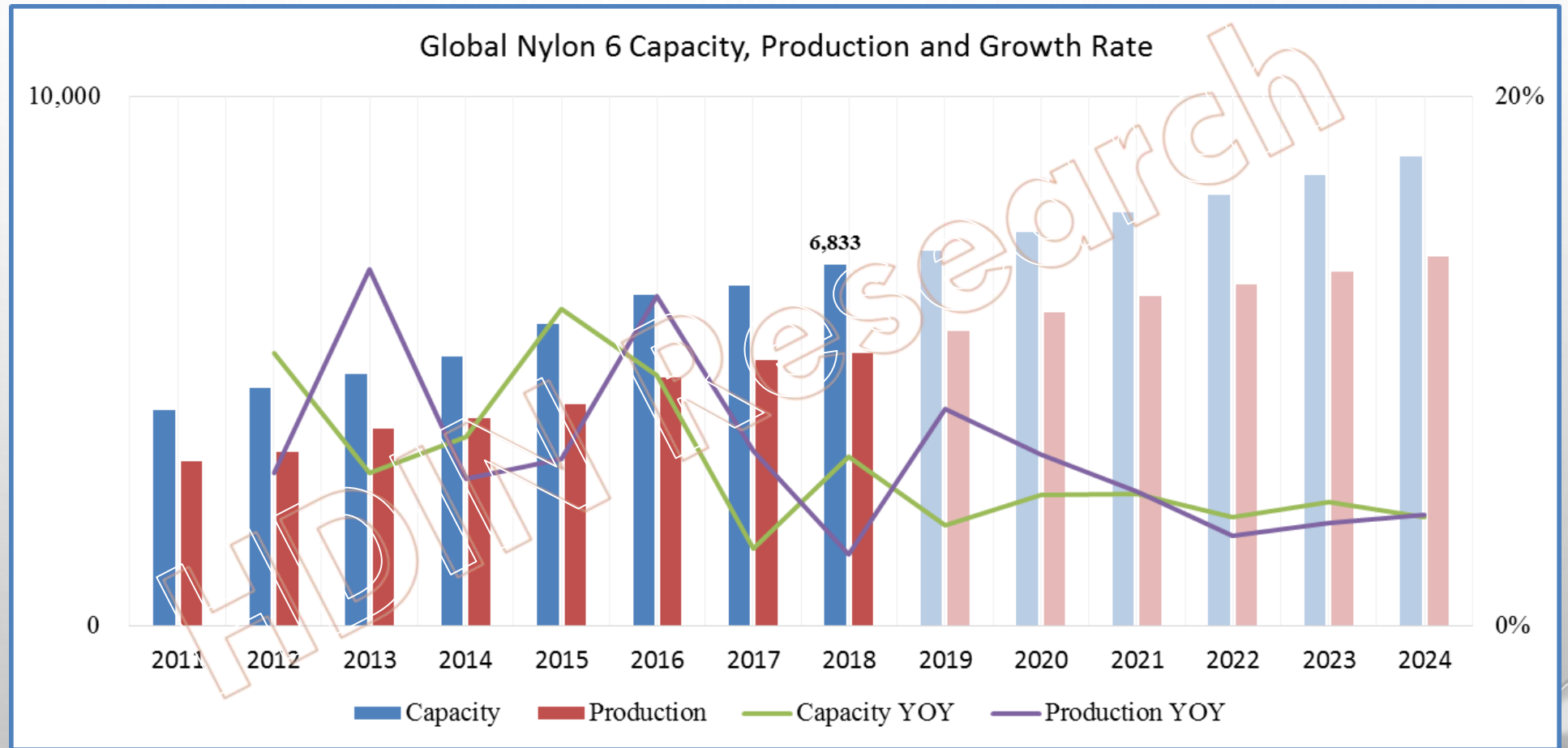
34 COMPANIES COVERED IN THIS INVESTIGATION



1. NYLON 6 INDUSTRIAL CHAIN










































2. NYLON 6 MARKET SIZE (1,000 TONS)



3. 2018 GLOBAL NYLON 6 CAPACITY

Table 2018 Global Nylon 6 Producers and their Capacity (1,000 tons) List

Region	Total Capacity (2018)	Capacity Market Share	Company
North America (US)	550	8.0%	  
Europe (Spain, Poland, Netherlands, Germany, Italy, Belgium, Russia)	996	14.6%	      
APAC (except China Mainland) (Japan, Thailand, Taiwan)	1,282	18.8%	       
China	4,005	58.6%	                    

4. NYLON 6 MARKET COMPETITION

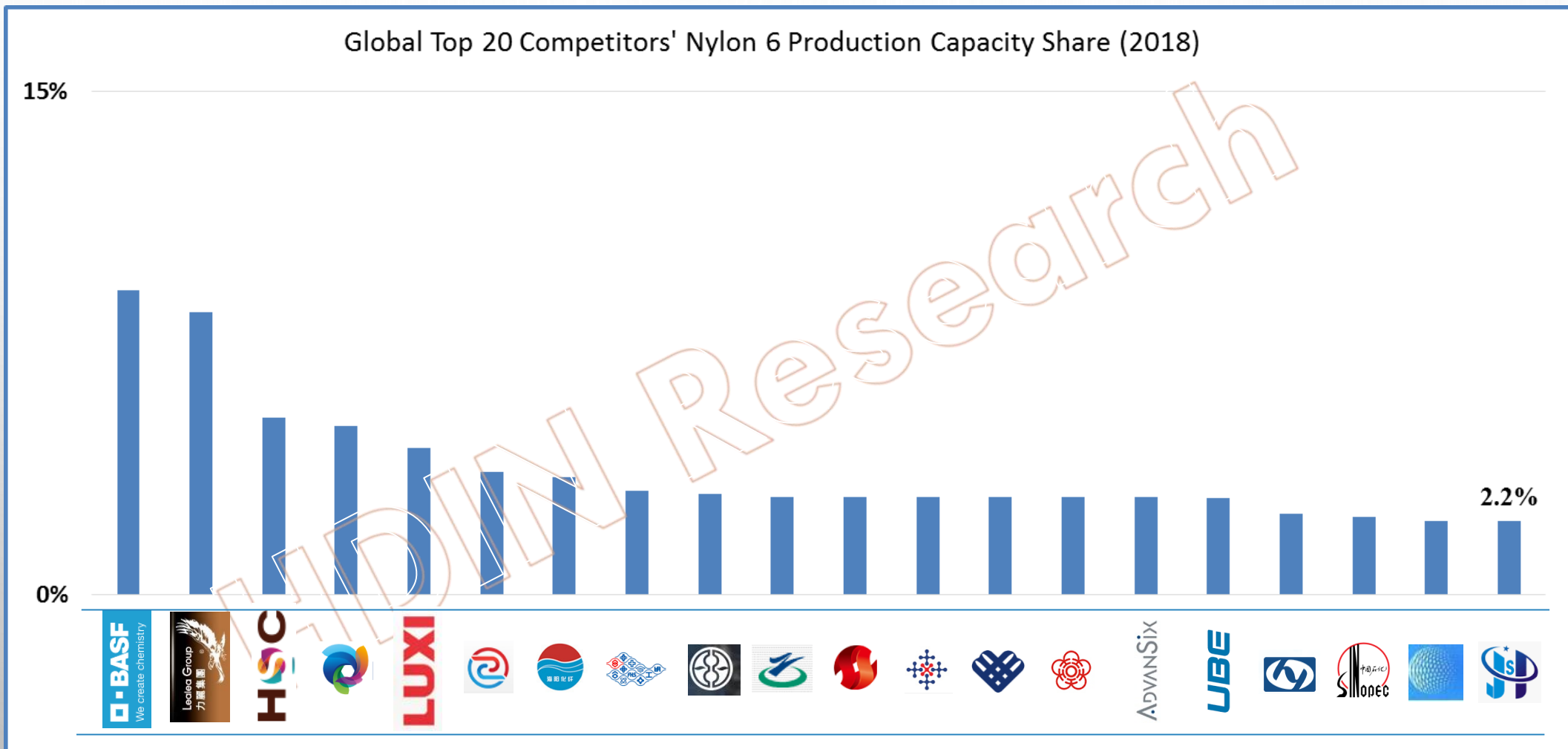


TABLE OF CONTENT

Chapter 1 Abbreviation & Acronyms

Chapter 2 Key Points

Chapter 3 Status of Nylon 6 Industry

3.1 Brief Introduction

3.2 Technology Introduction

3.3 Key Players and Products Analysis

Chapter 4 Industry Chain of Nylon 6 Industry

4.1 Industry Chain Overview

4.2 Upstream/Raw Material Analysis

4.3 Downstream/End-user Analysis

4.4 Distribution Chanel Analysis

Chapter 5 2014-2024 Global Nylon 6 Market

5.1 Market Size, Volume and CAGR of Nylon 6

5.2 Demand and Consumption by Type/Application

5.3 Price Analysis

5.4 Trade Analysis

Chapter 6 2014-2024 Global Key Regions Nylon 6 Market

6.1 North America Nylon 6 Market

6.1.1 Market Size, Volume and CAGR of Nylon 6

6.1.2 Market Share of Key Players

6.1.3 Demand and Consumption by Type/Application

6.1.4 In-depth Market Analysis by Country

6.1.5 Macroeconomic Analysis

6.2 Europe Nylon 6 Market

6.2.1 Market Size, Volume and CAGR of Nylon 6

6.2.2 Market Share of Key Players

6.2.3 Demand and Consumption by Type/Application

6.2.4 In-depth Market Analysis by Country

6.2.5 Macroeconomic Analysis

6.3 APAC Nylon 6 Market

6.3.1 Market Size, Volume and CAGR of Nylon 6

6.3.2 Market Share of Key Players

6.3.3 Demand and Consumption by Type/Application

6.3.4 In-depth Market Analysis by Country

6.3.5 Macroeconomic Analysis

6.4 South America Nylon 6 Market

6.4.1 Market Size, Volume and CAGR of Nylon 6

6.4.2 Market Share of Key Players

6.4.3 Demand and Consumption by Type/Application

6.4.4 In-depth Market Analysis by Country

6.4.5 Macroeconomic Analysis

6.5 MEA Nylon 6 Market

6.5.1 Market Size, Volume and CAGR of Nylon 6

6.5.2 Market Share of Key Players

6.5.3 Demand and Consumption by Type/Application

6.5.4 In-depth Market Analysis by Country

6.5.5 Macroeconomic Analysis

Chapter 7 Trends and Dynamics of Nylon 6

7.1 Porter's Five Forces Analysis

7.2 PEST Analysis

7.3 Drivers and Restraints

7.4 Opportunities and Threatens

7.5 Latest Market Dynamics

Chapter 8 Analysis of Main Players (Covered 34 Companies)

Profile, SWOT Analysis, Key Financial Figures, Segment Information, Company's Nylon 6 Data

Please ask for free sample pages with full companies list

Appendix

Research Method

Data Source