

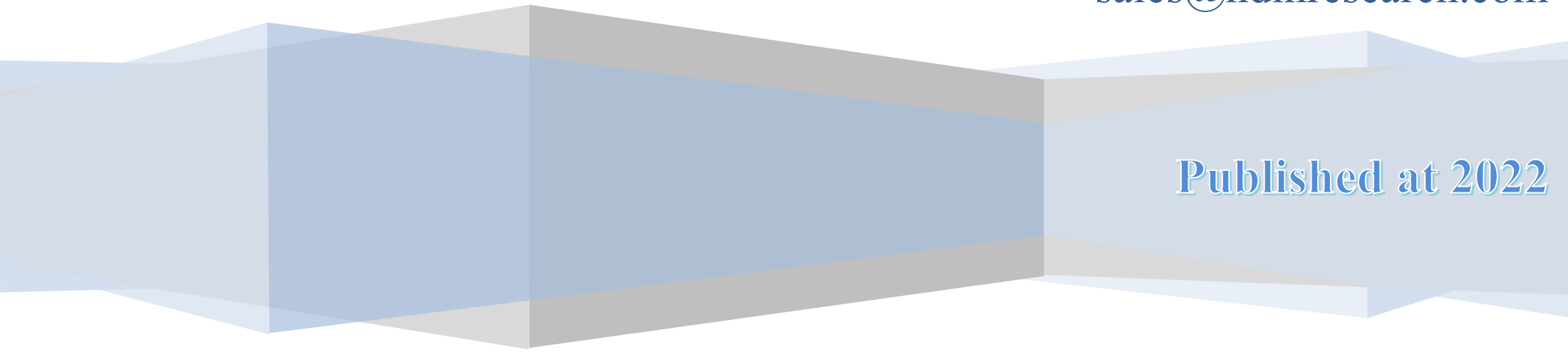


# Pharmaceutical CDMO Producers and Pharmaceutical CDMO Market Trend

<https://www.hdinresearch.com/>

[sales@hdinresearch.com](mailto:sales@hdinresearch.com)

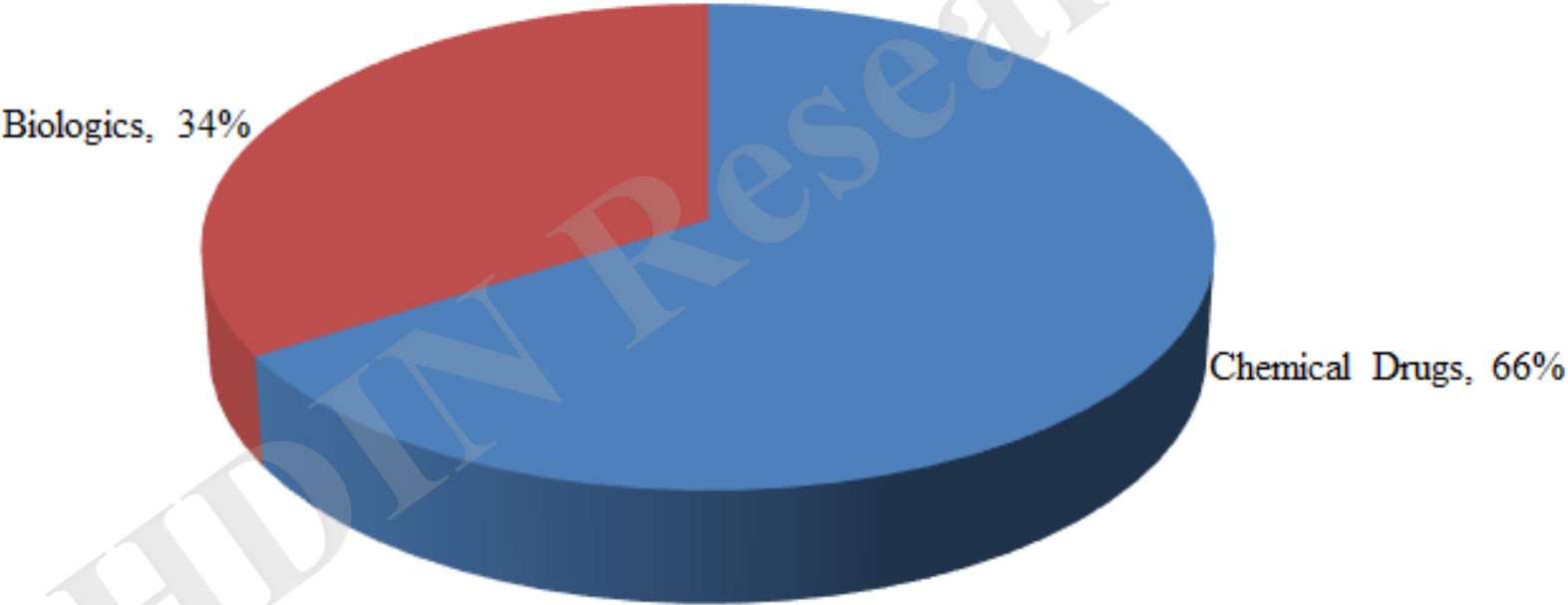
Published at 2022



## Pharmaceutical CDMO Producers and Pharmaceutical CDMO Market Trend

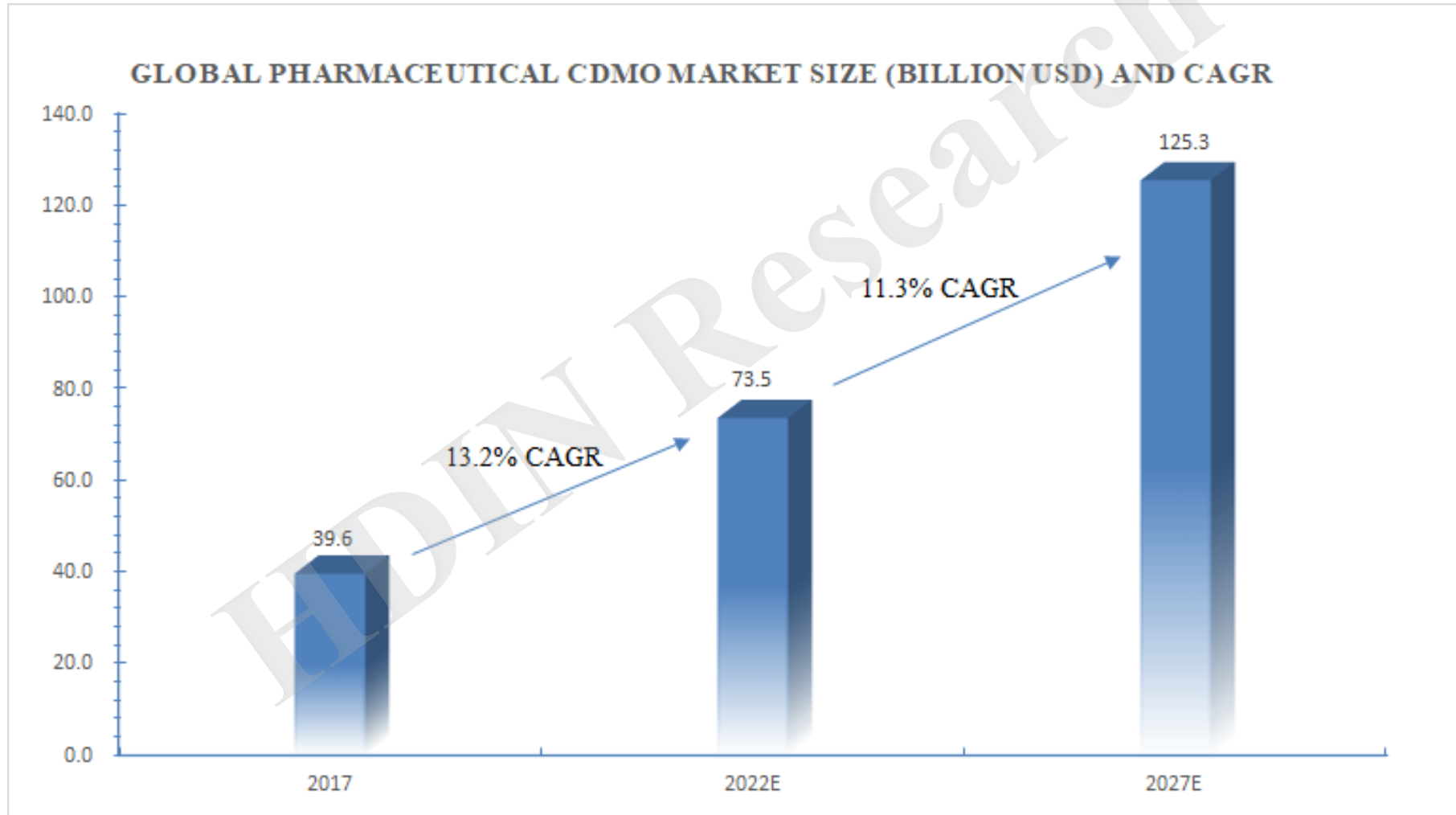
Pharmaceutical CDMO refers to the specialized outsourcing of all aspects of new drug discovery and preclinical research, clinical phase drug development and commercial production of marketed drugs. The CDMO industry mainly serves innovative drugs from multinational pharmaceutical companies and emerging R&D companies, which has high requirements in terms of technology level, management capability and intellectual property protection. The global pharmaceutical CDMO market is mainly composed of two segments: chemical and biological drugs.

### Global Pharmaceutical CDMO Market Share By Type (2021)



The global pharmaceutical CDMO market size was USD 39.6 billion in 2017, growing to USD 73.5 billion in 2022, with a CAGR of 13.2% from 2017 to 2022. The global pharmaceutical CDMO market size is expected to reach USD 125.3 billion in 2027, with a CAGR of 11.3% from 2022 to 2027.

Figure 2017-2027 Global Pharmaceutical CDMO Market Size (Billion USD) and CAGR



The global CDMO industry is less concentrated, with more than 600 CDMO companies worldwide, of which the market share of the leading company Lonza is 7.3%, followed by Thermo Fisher Scientific Inc., Catalent, Jubilant Life Sciences Limited and Boehringer-Ingelheim, with market shares of 4.6%, 4.1%, 2.4% and 1.6%, respectively.

### Global Pharmaceutical CDMO Market Share By Vendors (2021)

