

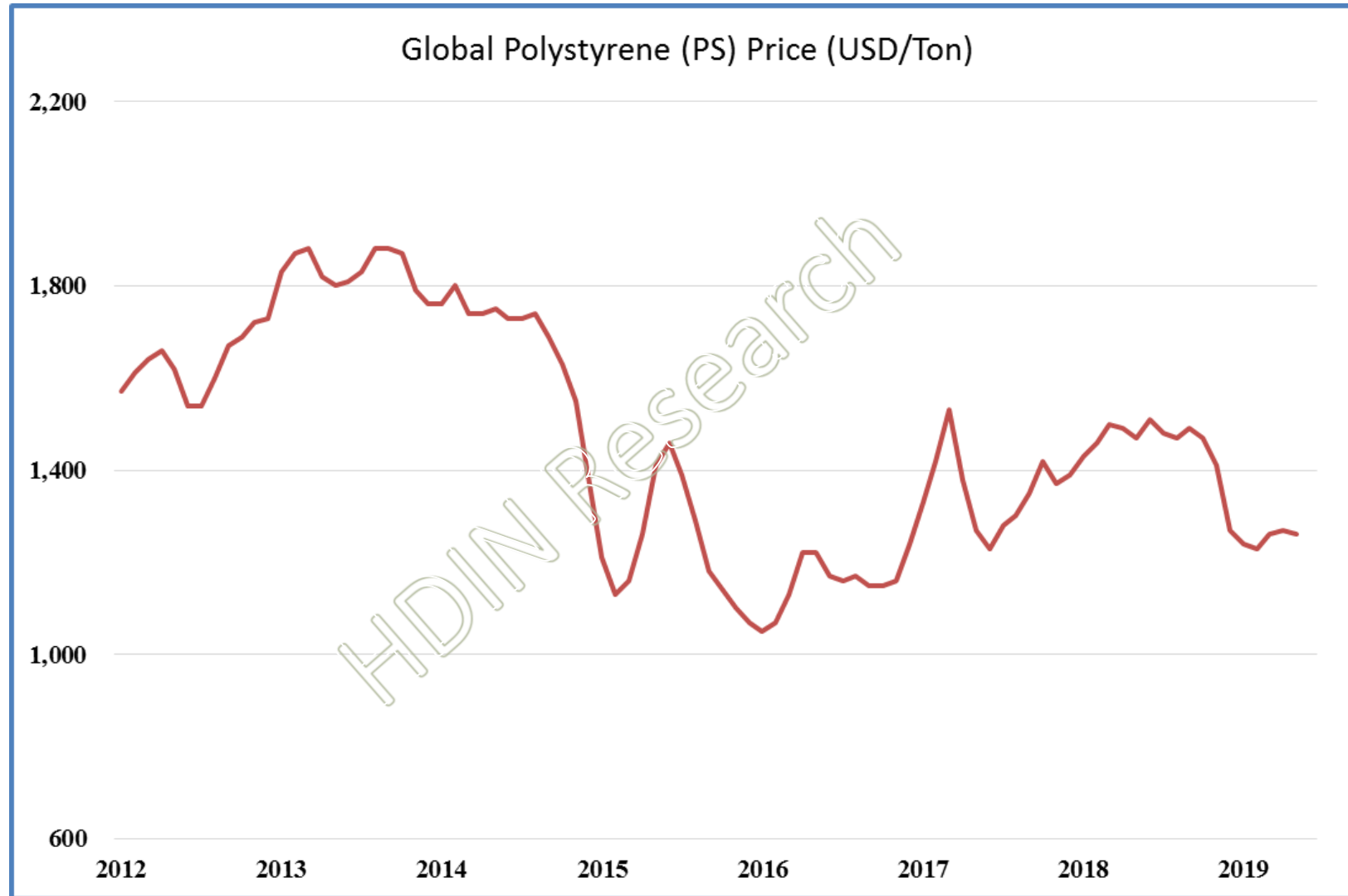
# Polystyrene (PS) Market Global Review and Outlook (2019)

Published by HDIN Research

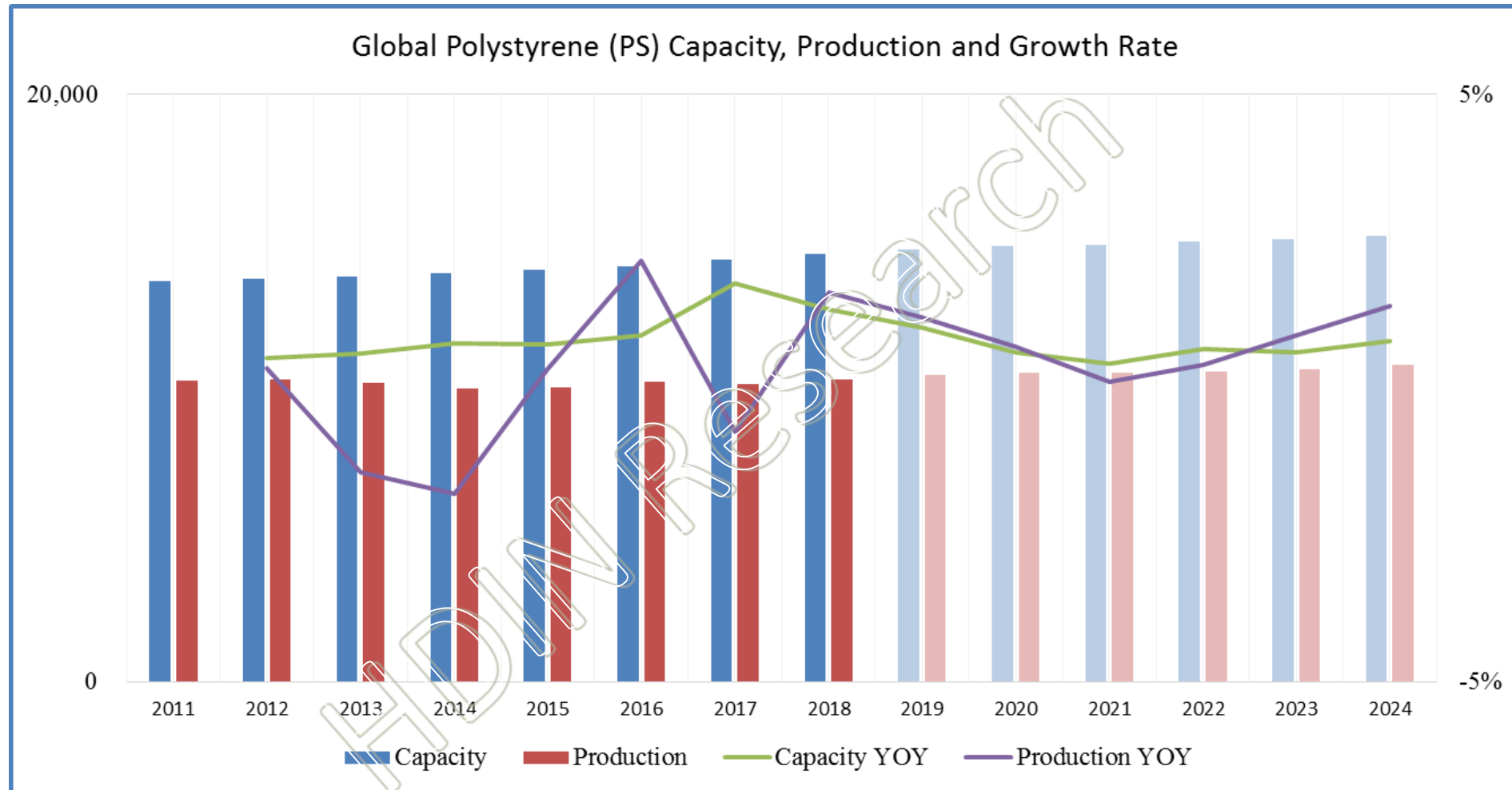
Website: <https://www.hdinresearch.com/>



# 1. Polystyrene (PS) Price



## 2. Polystyrene (PS) Market Size (1,000 tons)



# 3. 2018 Global Polystyrene (PS) Capacity

Table Global Polystyrene (PS) Producers and their Capacity (1,000 ton) List

Region	Total Capacity	Country/Region	Company	Product	Capacity	Region	Total Capacity	Country	Company	Product	Capacity
APAC	5,188	Hong Kong, China	 TRINSEO	GPPS, HIPS	200	APAC	5,238	Malaysia	 IDEMITSU PS	HIPS	140
		Japan	 GPC	GPPS, HIPS	208			India	 SPL	GPPS	50
		Japan	 SOCIETY	GPPS, HIPS	315			India	 SPL	GPPS, HIPS	272
		Japan	 T	GPPS, HIPS	330			India	 INEOS STYROLUTION	GPPS, HIPS	90
		South Korea	 LG	GPPS	50			Philippines	 D&L	GPPS	30
		South Korea	 KUMHO PETROCHEMICAL	GPPS, HIPS	230			Vietnam	 Y	GPPS, HIPS	48
		South Korea	 INEOS STYROLUTION	GPPS, HIPS	240			Singapore	 Singapore	GPPS, HIPS	100
		South Korea	 HDC	GPPS, HIPS	100			Singapore	 Denka	GPPS	200
		Taiwan, China	 Taiwan	GPPS, HIPS	340			Indonesia	 TRINSEO	GPPS, HIPS	650
		Taiwan, China	 CHIMEI 奇美實業	GPPS, HIPS	980			Taiwan, China	 Taiwan	HIPS	50
		Taiwan, China	 KF	GPPS, HIPS	100			Brazil	 Brazil	GPPS, HIPS	310
		Taiwan, China	 ITC	GPPS, HIPS	100			Brazil	 innova	GPPS, HIPS	270
		Thailand	 GFC	GPPS, HIPS	90			Argentina	 Pampaenergia	GPPS	50
		Thailand	 IRPC	GPPS, HIPS	125			Colombia	 Colombia	GPPS	77
Thailand	 Thailand	GPPS, HIPS	200	Colombia	 AJOVER-DARNEL	GPPS	30				
						South America	737				















# 3. 2018 Global Polystyrene (PS) Capacity

Table Global Polystyrene (PS) Producers and their Capacity (1,000 ton) List

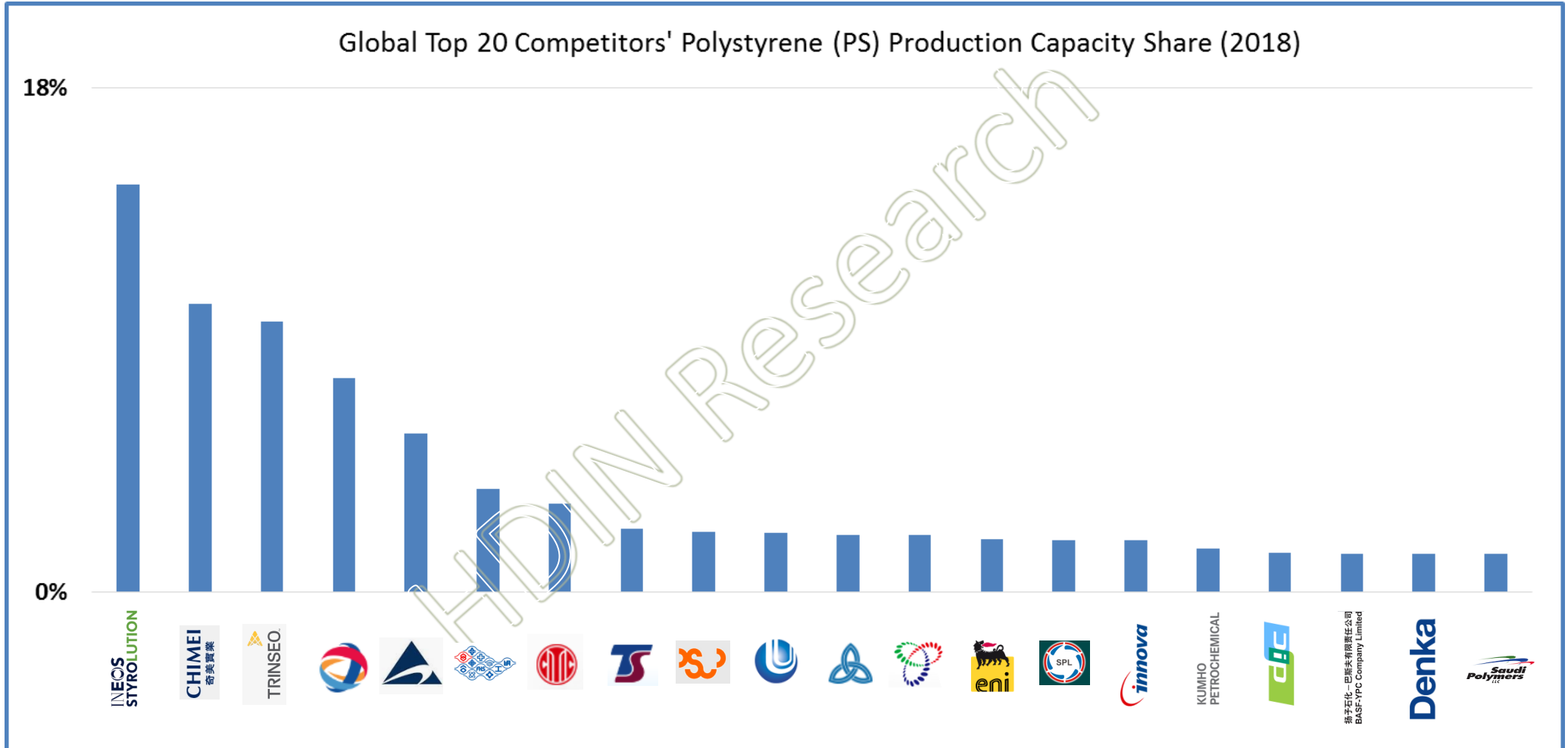
Region	Total Capacity	Country	Company	Product	Capacity	Region	Total Capacity	Country	Company	Product	Capacity		
China	3,530	China	 扬子石化-巴斯夫有限责任公司 BASF-YPC Company Limited	GPPS, HIPS	200	China	3,530	China		GPPS, HIPS	100		
		China		GPPS, HIPS	200			China		GPPS, HIPS	520		
		China		GPPS, HIPS	120			China	Shanghai Changya	GPPS	100		
		China		GPPS	120			China		GPPS, HIPS	120		
		China		GPPS, HIPS	460			China		GPPS, HIPS	120		
		China		GPPS	150			North America	2,375	USA		GPPS	45
		China		GPPS, HIPS	100	USA				GPPS, HIPS	592		
		China		GPPS	40	USA				GPPS, HIPS	660		
		China		GPPS, HIPS	130	USA				GPPS, HIPS	748		
		China		GPPS, HIPS	300	Mexico				GPPS	160		
		China		GPPS, HIPS	60	Mexico				GPPS, HIPS	170		
		China		GPPS, HIPS	140	MEA	455			Saudi Arabia		GPPS	200
		China		GPPS, HIPS	400					Saudi Arabia		GPPS, HIPS	150
		China		GPPS, HIPS	150					Turkey		GPPS, HIPS	40
		China						Iran		GPPS, HIPS	65		

### 3. 2018 Global Polystyrene (PS) Capacity

Table Global Polystyrene (PS) Producers and their Capacity (1,000 ton) List

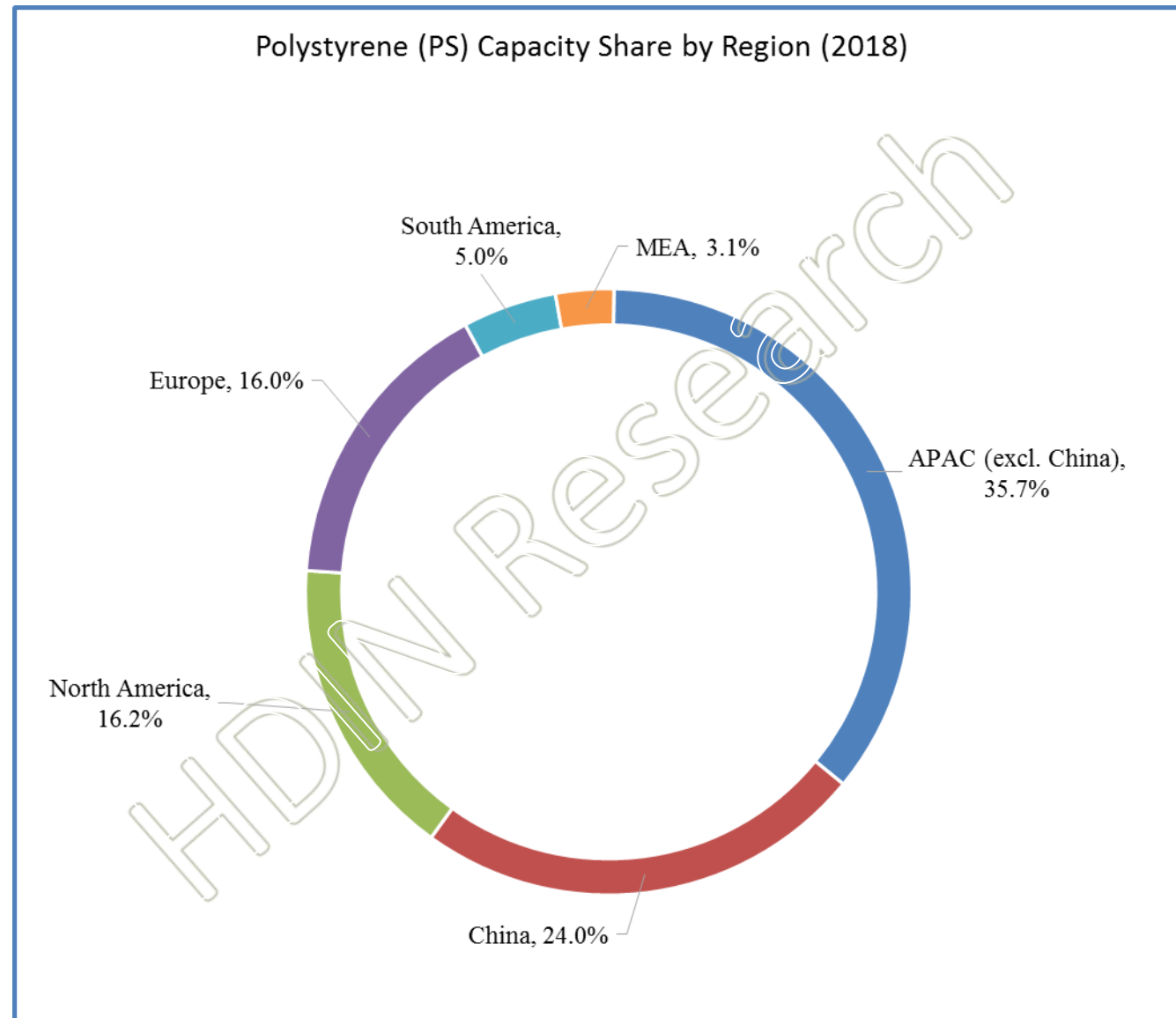
Region	Total Capacity	Country	Company	Product	Capacity	Region	Total Capacity	Country	Company	Product	Capacity
<b>Europe</b>	2,356	<i>Belgium</i>		GPPS, HIPS	440	<b>Europe</b>	2,356	<i>Spain</i>		GPPS, HIPS	80
		<i>Belgium</i>		GPPS, HIPS	265			<i>Czech</i>		GPPS, HIPS	80
		<i>Belgium</i>		GPPS, HIPS	85			<i>Hungary</i>		HIPS	40
		<i>France</i>		GPPS, HIPS	200			<i>Poland</i>		GPPS, HIPS	50
		<i>France</i>		GPPS, HIPS	290			<i>Russia</i>		GPPS, HIPS	300
		<i>Germany</i>		GPPS, HIPS	175			<i>Russia</i>		GPPS, HIPS	55
		<i>Italy</i>		GPPS, HIPS	238			<i>Ukraine</i>		GPPS, HIPS	58

# 4. Polystyrene (PS) Market Competition

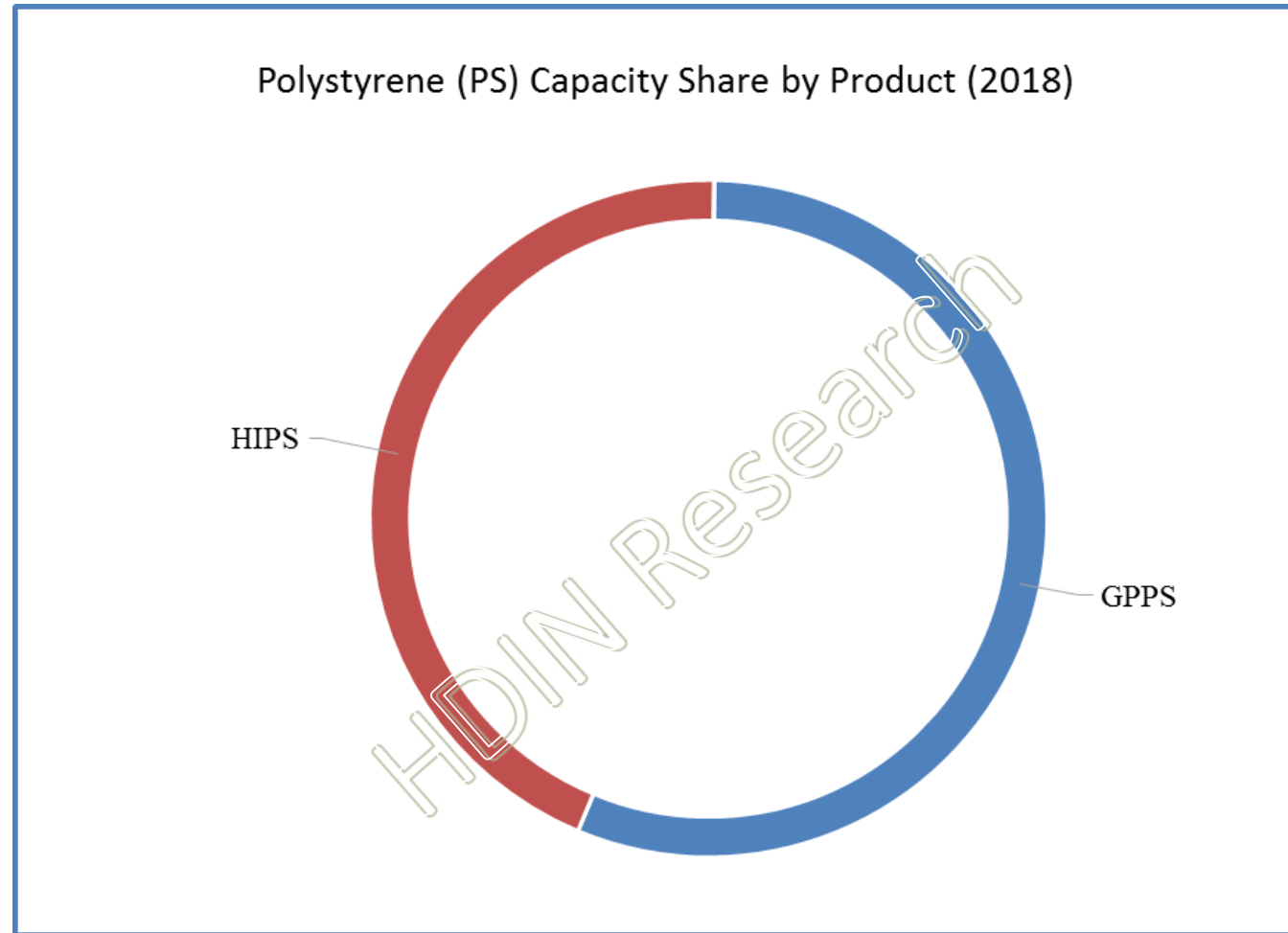




## 5. Regional Polystyrene (PS) Capacity



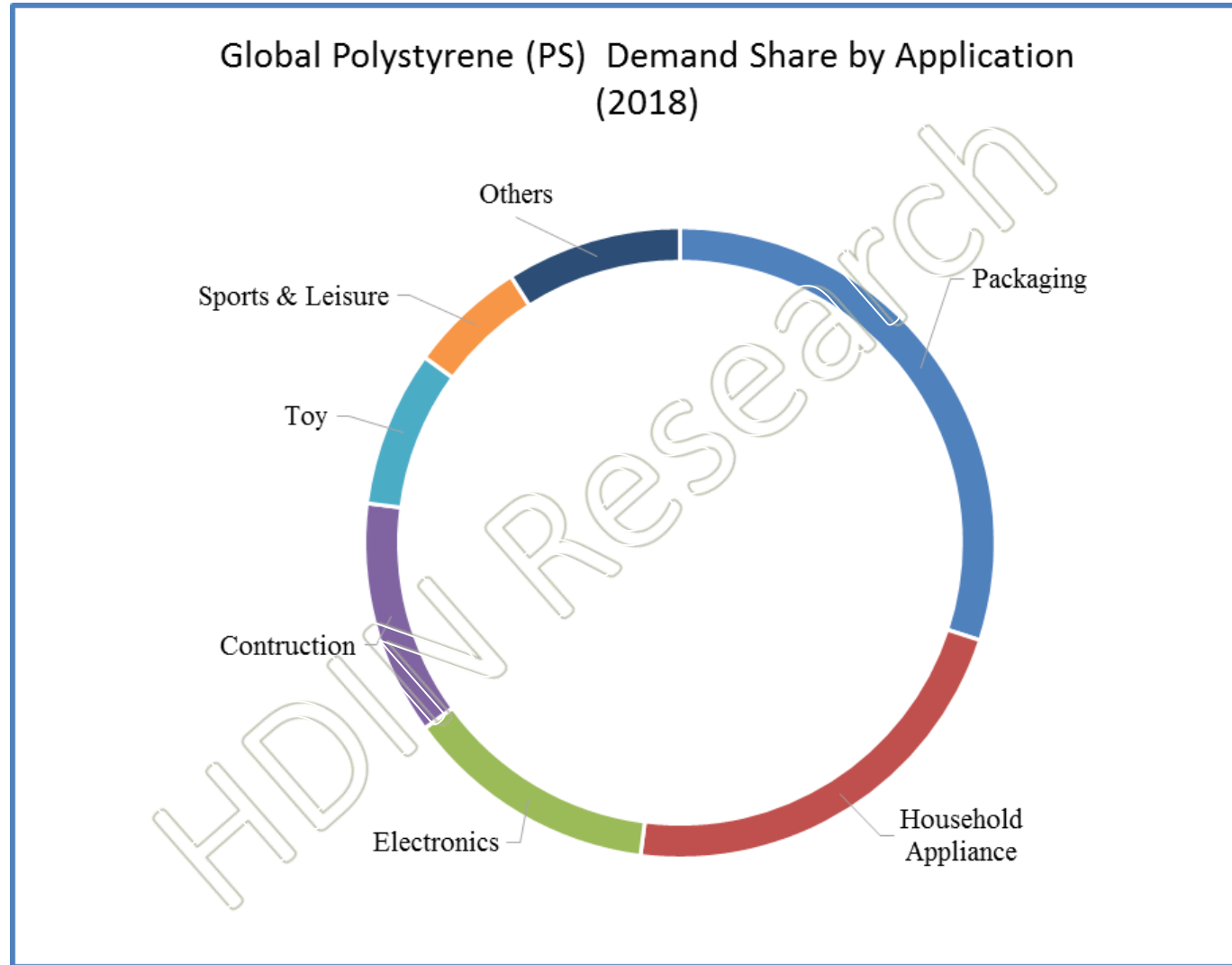
## 6. Polystyrene (PS) Capacity Share by Product



**GPPS: General Purpose Polystyrene**

**HIPS: High Impact Polystyrene**

# 7. Polystyrene (PS) Demand by Application



# Table of Content

## **Chapter 1 Abbreviation & Acronyms**

## **Chapter 2 Key Points**

## **Chapter 3 Status of Polystyrene (PS) Industry**

3.1 Brief Introduction

3.2 Technology Introduction

3.3 Key Players and Products Analysis

## **Chapter 4 Industry Chain of Polystyrene (PS) Industry**

4.1 Industry Chain Overview

4.2 Upstream/Raw Material Analysis

4.3 Downstream/End-user Analysis

4.4 Distribution Chanel Analysis

## **Chapter 5 2014-2024 Global Polystyrene (PS) Market**

5.1 Market Size, Volume and CAGR of Polystyrene (PS)

5.2 Demand and Consumption by Type/Application

5.3 Price Analysis

5.4 Trade Analysis

## **Chapter 6 2014-2024 Global Key Regions Polystyrene (PS) Market**

6.1 North America Polystyrene (PS) Market

6.1.1 Market Size, Volume and CAGR of Polystyrene (PS)

6.1.2 Market Share of Key Players

6.1.3 Demand and Consumption by Type/Application

6.1.4 In-depth Market Analysis by Country

6.1.5 Macroeconomic Analysis

6.2 Europe Polystyrene (PS) Market

6.2.1 Market Size, Volume and CAGR of Polystyrene (PS)

6.2.2 Market Share of Key Players

6.2.3 Demand and Consumption by Type/Application

6.2.4 In-depth Market Analysis by Country

6.2.5 Macroeconomic Analysis

6.3 APAC Polystyrene (PS) Market

6.3.1 Market Size, Volume and CAGR of Polystyrene (PS)

6.3.2 Market Share of Key Players

6.3.3 Demand and Consumption by Type/Application

6.3.4 In-depth Market Analysis by Country

6.3.5 Macroeconomic Analysis

6.4 South America Polystyrene (PS) Market

6.4.1 Market Size, Volume and CAGR of Polystyrene (PS)

6.4.2 Market Share of Key Players

6.4.3 Demand and Consumption by Type/Application

6.4.4 In-depth Market Analysis by Country

6.4.5 Macroeconomic Analysis

6.5 MEA Polystyrene (PS) Market

6.5.1 Market Size, Volume and CAGR of Polystyrene (PS)

6.5.2 Market Share of Key Players

6.5.3 Demand and Consumption by Type/Application

6.5.4 In-depth Market Analysis by Country

6.5.5 Macroeconomic Analysis

## **Chapter 7 Trends and Dynamics of Polystyrene (PS)**

7.1 Porter's Five Forces Analysis

7.2 PEST Analysis

7.3 Drivers and Restraints

7.4 Opportunities and Threatens

7.5 Latest Market Dynamics

## **Chapter 8 Analysis of Main Players (Covered 44 Companies)**

Profile, SWOT Analysis, Key Financial Figures, Segment Information, Company's Polystyrene (PS)

Data

Please ask for free sample pages with full companies list

## **Appendix**

Research Method

Data Source

Report Link: <https://www.hdinresearch.com/reports/913>