

PURIFIED TEREPHTHALIC ACID (PTA) MARKET GLOBAL REVIEW AND OUTLOOK

(2019)

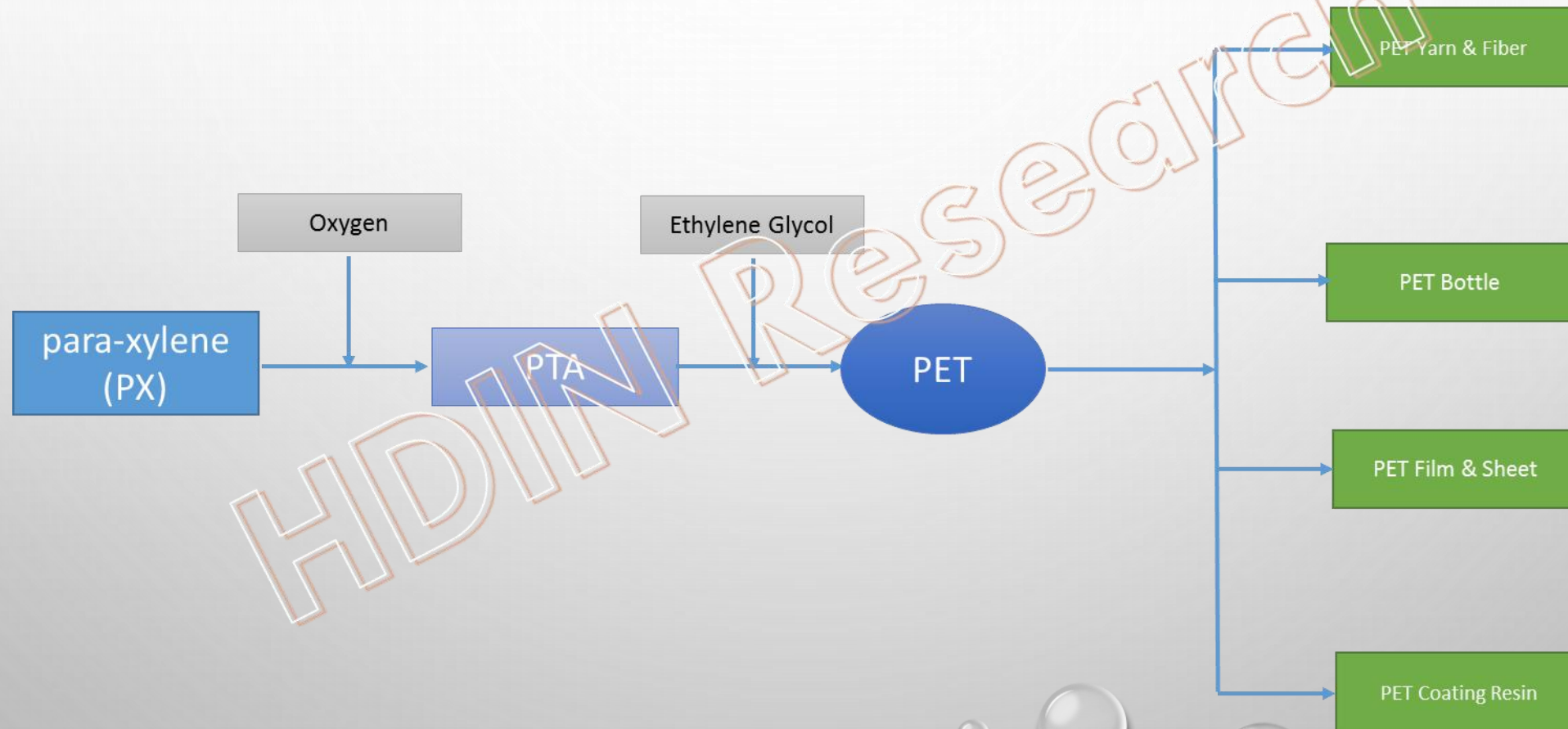
PUBLISHED BY HDIN RESEARCH

WEBSITE: [HTTPS://WWW.HDINRESEARCH.COM/](https://www.hdinresearch.com/)

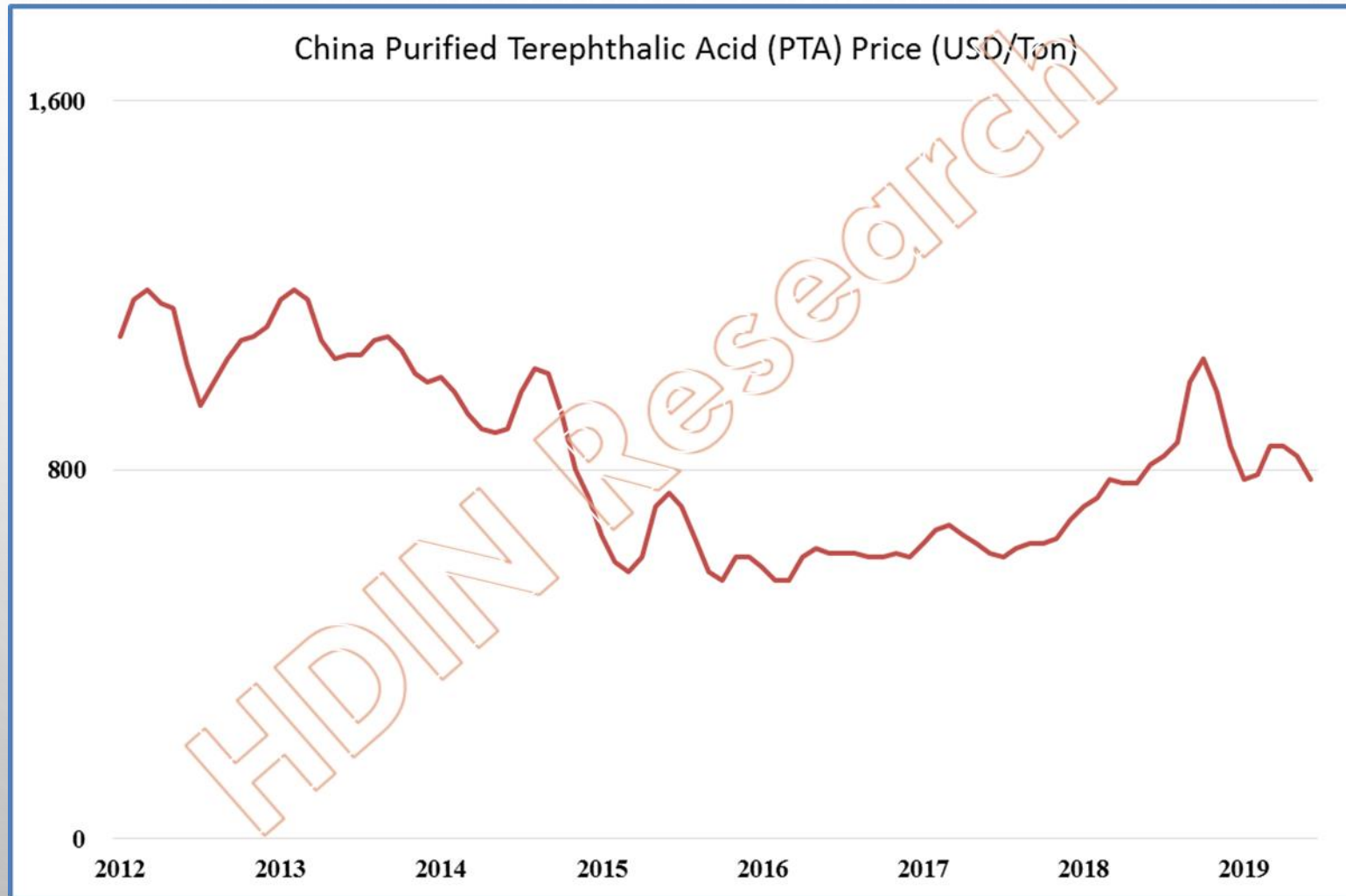
41 COMPANIES COVERED IN THIS INVESTIGATION



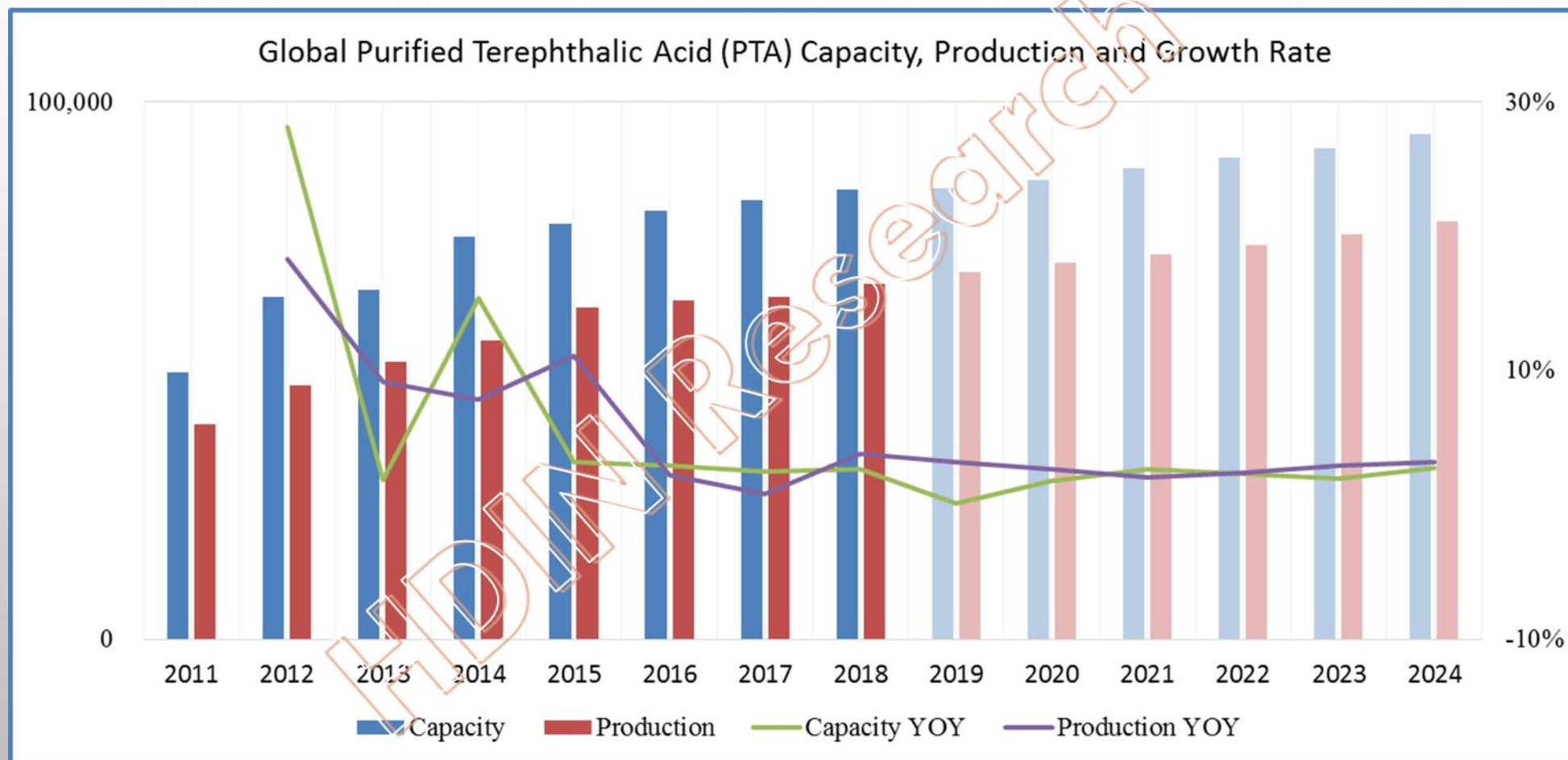
1. INTRODUCTION



2. PURIFIED TEREPHTHALIC ACID (PTA) PRICE




3. PURIFIED TEREPHTHALIC ACID (PTA) MARKET SIZE (1,000 TONS)








4. 2018 GLOBAL PURIFIED TEREPHTHALIC ACID (PTA) CAPACITY

Table Global Purified Terephthalic Acid (PTA) Producers and their Capacity (1,000 ton) List

Region	Total Capacity	Country/Region	Company	Technology Licenser	Capacity	Region	Total Capacity	Country/Region	Company	Technology Licenser	Capacity
China	48,295	China		Hitachi	13,500	China	48,295	China		BP Amoco	1,350
		China		Invista	6,600			China		Mitsui Chemical	320
		China		Invista	2,800			China		BP Amoco	325
		China		CKCEC	1,500			China		Invista	100
		China		Invista	3,500			China		Invista	800
		China		BP Amoco	1,250			China		Hitachi	6,150
		China		FCFC	1,200			China	Huabin Petrochemical	Invista	1,400
		China		CKCEC	1,800			China		Invista	600
		China		CKCEC	1,200			China	Ningbo Liwan Polyester	Mitsubishi Chemical	600
		China		BP Amoco	1,000			China		CKCEC	900
		China		Mitsui Chemical	400			China	Sichuan Shengda	Invista	1,000


















4. 2018 GLOBAL PURIFIED TEREPHTHALIC ACID (PTA) CAPACITY

Table Global Purified Terephthalic Acid (PTA) Producers and their Capacity (1,000 ton) List

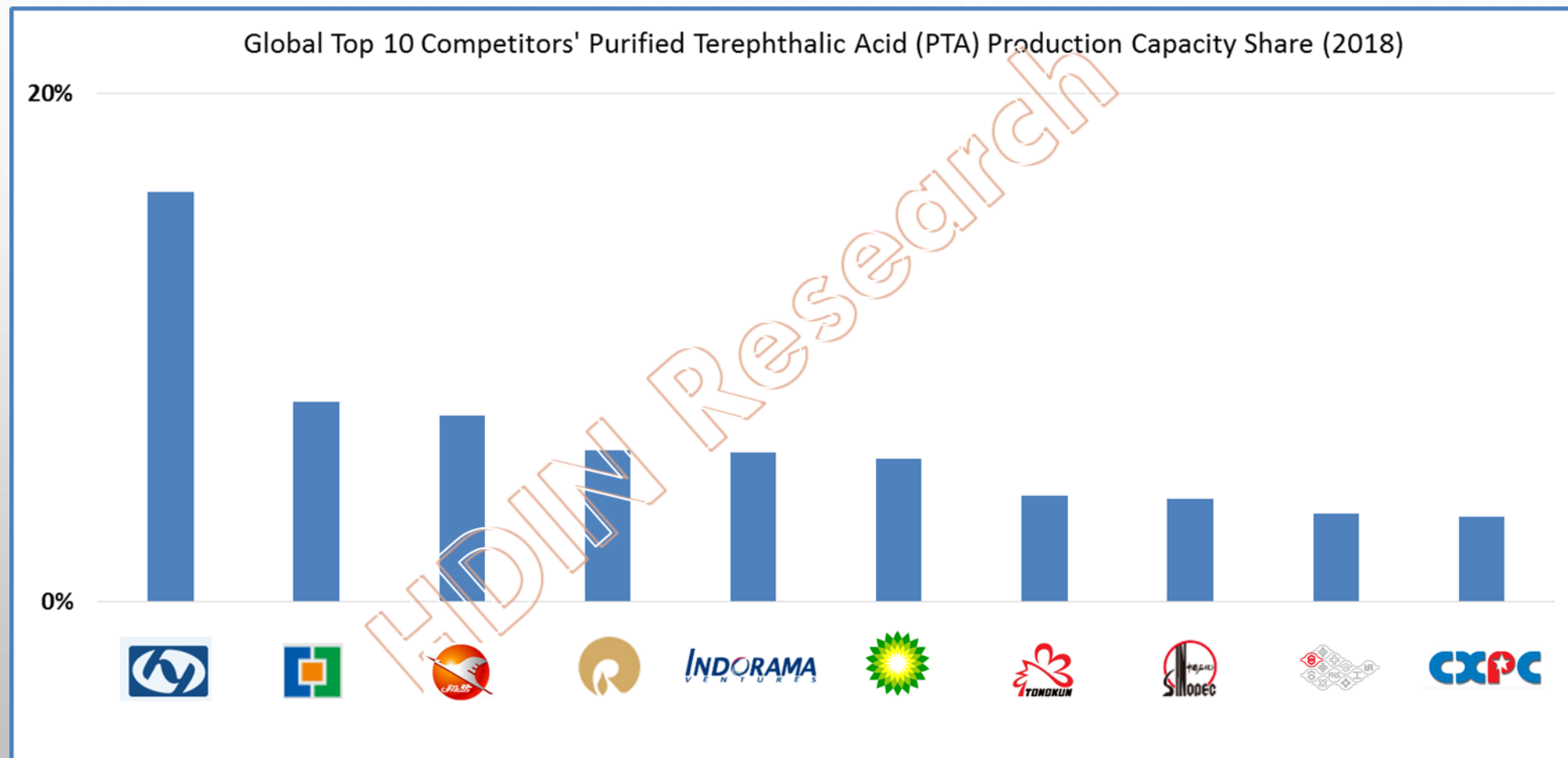
Region	Total Capacity	Country/ Region	Company	Technology Licenser	Capacity	Region	Total Capacity	Country/ Region	Company	Technology Licenser	Capacity
APAC	22,786	Taiwan, China		FCFC	1,700	APAC	22,786	Malaysia		BP Amoco	600
		Taiwan, China		Invista	2,100			Indonesia		Mitsubishi Chemical	660
		Taiwan, China		BP Amoco	760			Indonesia		Invista	350
		Korea		Hitachi	1,000			Indonesia		BP Amoco	530
		Korea		Hanwha	2,000			Indonesia		Invista	500
		Korea		Hitachi	1,800			India		Mitsubishi Chemical	1,270
		Japan		Mitsui Chemicals	400			India		BP Amoco	1,250
		Japan		Toray Industries	100			India		Invista	4,400
		Thailand		Hitachi	602			India		Invista	553
		Thailand		Mitsui Chemical	940			Pakistan		Invista	500
		Thailand		Invista	771						

4. 2018 GLOBAL PURIFIED TEREPHTHALIC ACID (PTA) CAPACITY

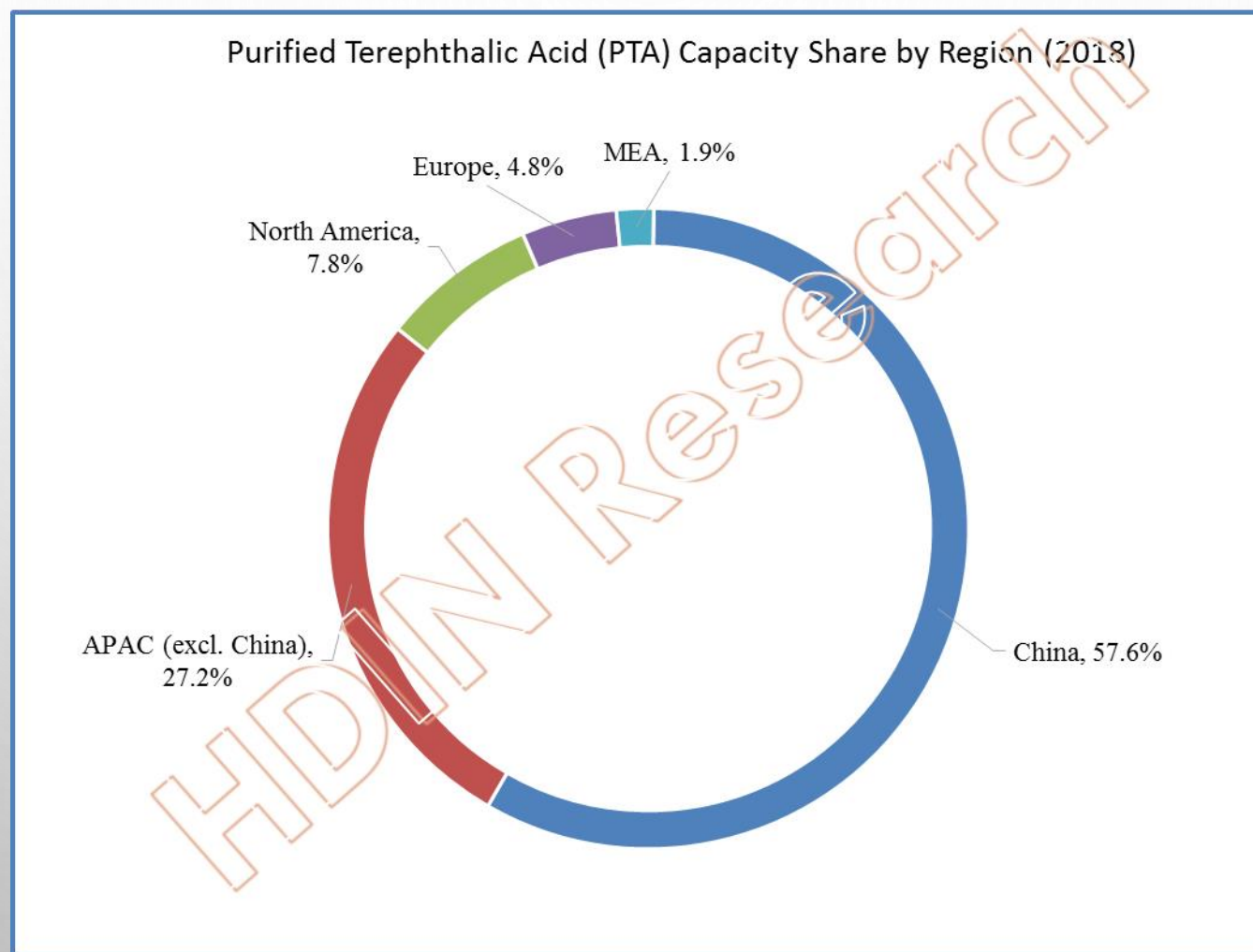
Table Global Purified Terephthalic Acid (PTA) Producers and their Capacity (1,000 ton) List

Region	Total Capacity	Country/Region	Company	Technology Licenser	Capacity	Region	Total Capacity	Country/Region	Company	Technology Licenser	Capacity
Europe	3,997	Belgium		BP Amoco	1,400	North America	6,555	USA		BP Amoco	1,540
		Netherlands		Alpek	700			USA		Alpek	600
		Spain		BP Amoco	325			USA		Alpek	240
		Portugal		Invista	700			USA		BP Amoco	745
		Poland		BP Amoco	600			USA		Alpek	1,300
		Russia		BP Amoco	272			Canada		CEPSA	600
MEA	1,555	Saudi Arabia		BP Amoco	750	South America	640	Mexico		Alpek	1,530
		Iran		BP Amoco	700			Brazil		Alpek	640
		Turkey		BP Amoco	105						

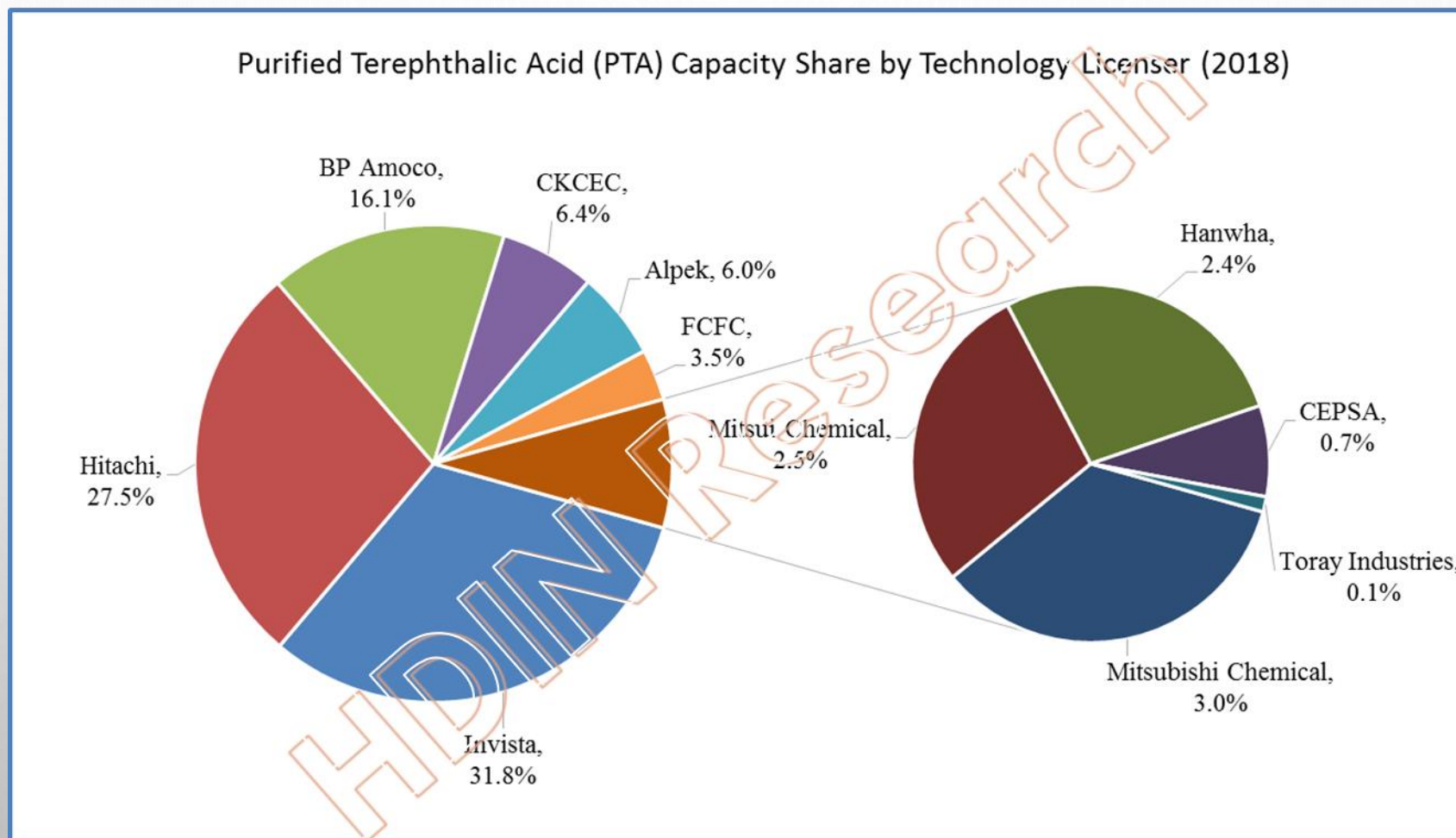
5. PURIFIED TEREPHTHALIC ACID (PTA) MARKET COMPETITION



6. REGIONAL PURIFIED TEREPHTHALIC ACID (PTA) CAPACITY



7. PURIFIED TEREPHTHALIC ACID (PTA) CAPACITY SHARE BY TECHNOLOGY LICENSER



8. PURIFIED TEREPHTHALIC ACID (PTA) DEMAND BY APPLICATION

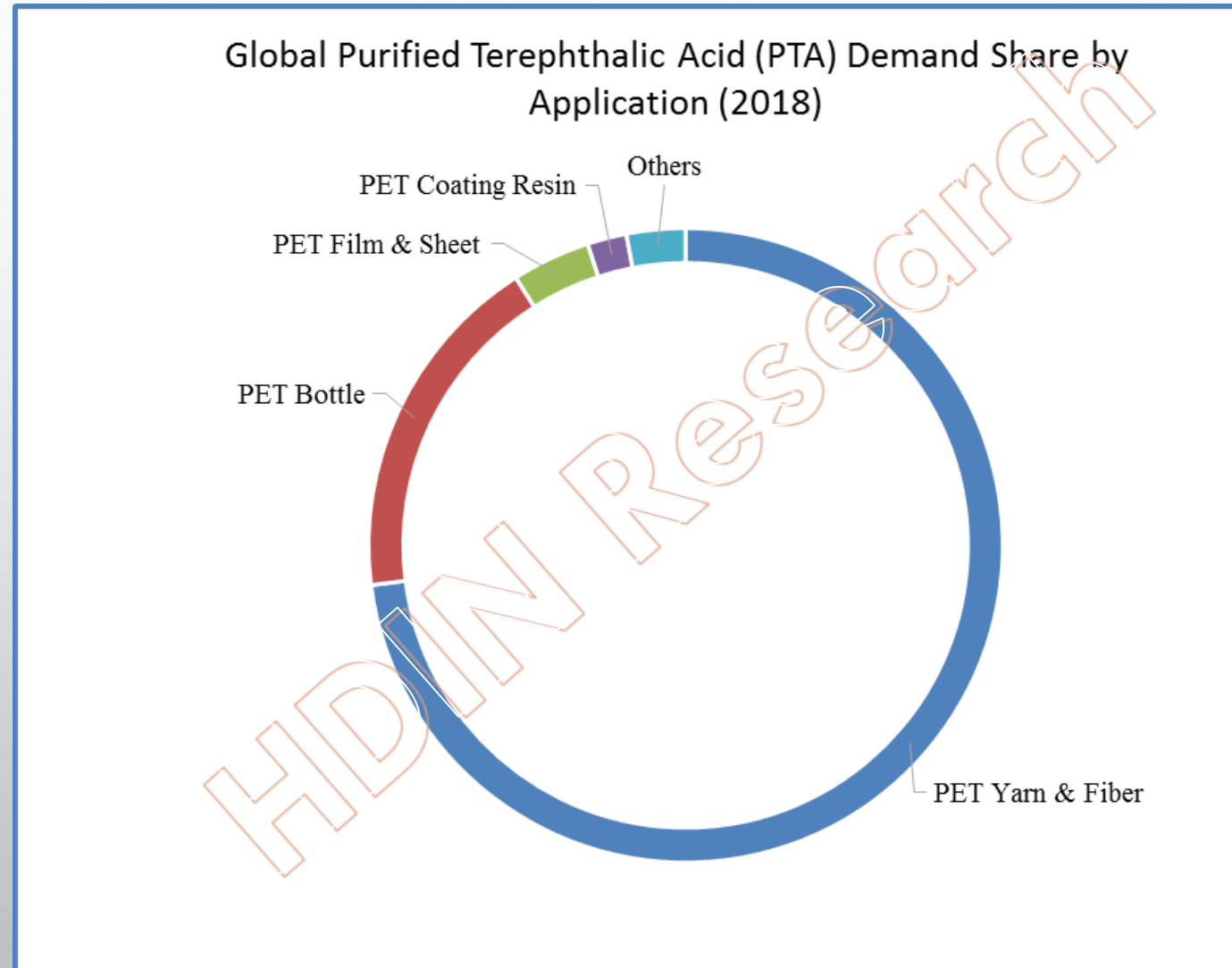


TABLE OF CONTENT

Chapter 1 Abbreviation & Acronyms

Chapter 2 Key Points

Chapter 3 Status of Purified Terephthalic Acid (PTA) Industry

3.1 Brief Introduction

3.2 Technology Introduction

3.3 Key Players and Products Analysis

Chapter 4 Industry Chain of Purified Terephthalic Acid (PTA) Industry

4.1 Industry Chain Overview

4.2 Upstream/Raw Material Analysis

4.3 Downstream/End-user Analysis

4.4 Distribution Channel Analysis

Chapter 5 2014-2024 Global Purified Terephthalic Acid (PTA) Market

5.1 Market Size, Volume and CAGR of Purified Terephthalic Acid (PTA)

5.2 Demand and Consumption by Type/Application

5.3 Price Analysis

5.4 Trade Analysis

Chapter 6 2014-2024 Global Key Regions Purified Terephthalic Acid (PTA) Market

6.1 North America Purified Terephthalic Acid (PTA) Market

6.1.1 Market Size, Volume and CAGR of Purified Terephthalic Acid (PTA)

6.1.2 Market Share of Key Players

6.1.3 Demand and Consumption by Type/Application

6.1.4 In-depth Market Analysis by Country

6.1.5 Macroeconomic Analysis

6.2 Europe Purified Terephthalic Acid (PTA) Market

6.2.1 Market Size, Volume and CAGR of Purified Terephthalic Acid (PTA)

6.2.2 Market Share of Key Players

6.2.3 Demand and Consumption by Type/Application

6.2.4 In-depth Market Analysis by Country

6.2.5 Macroeconomic Analysis

6.3 APAC Purified Terephthalic Acid (PTA) Market

6.3.1 Market Size, Volume and CAGR of Purified Terephthalic Acid (PTA)

6.3.2 Market Share of Key Players

6.3.3 Demand and Consumption by Type/Application

6.3.4 In-depth Market Analysis by Country

6.3.5 Macroeconomic Analysis

6.4 South America Purified Terephthalic Acid (PTA) Market

6.4.1 Market Size, Volume and CAGR of Purified Terephthalic Acid (PTA)

6.4.2 Market Share of Key Players

6.4.3 Demand and Consumption by Type/Application

6.4.4 In-depth Market Analysis by Country

6.4.5 Macroeconomic Analysis

6.5 MEA Purified Terephthalic Acid (PTA) Market

6.5.1 Market Size, Volume and CAGR of Purified Terephthalic Acid (PTA)

6.5.2 Market Share of Key Players

6.5.3 Demand and Consumption by Type/Application

6.5.4 In-depth Market Analysis by Country

6.5.5 Macroeconomic Analysis

Chapter 7 Trends and Dynamics of Purified Terephthalic Acid (PTA)

7.1 Porter's Five Forces Analysis

7.2 PEST Analysis

7.3 Drivers and Restraints

7.4 Opportunities and Threatens

7.5 Latest Market Dynamics

Chapter 8 Analysis of Main Players (Covered 41 Companies)

Profile, SWOT Analysis, Key Financial Figures, Segment Information, Company's Purified Terephthalic Acid (PTA) Data

Please ask for free sample pages with full companies list

Appendix

Research Method

Data Source