

YELLOW PHOSPHORUS MARKET GLOBAL REVIEW AND OUTLOOK
(2019)

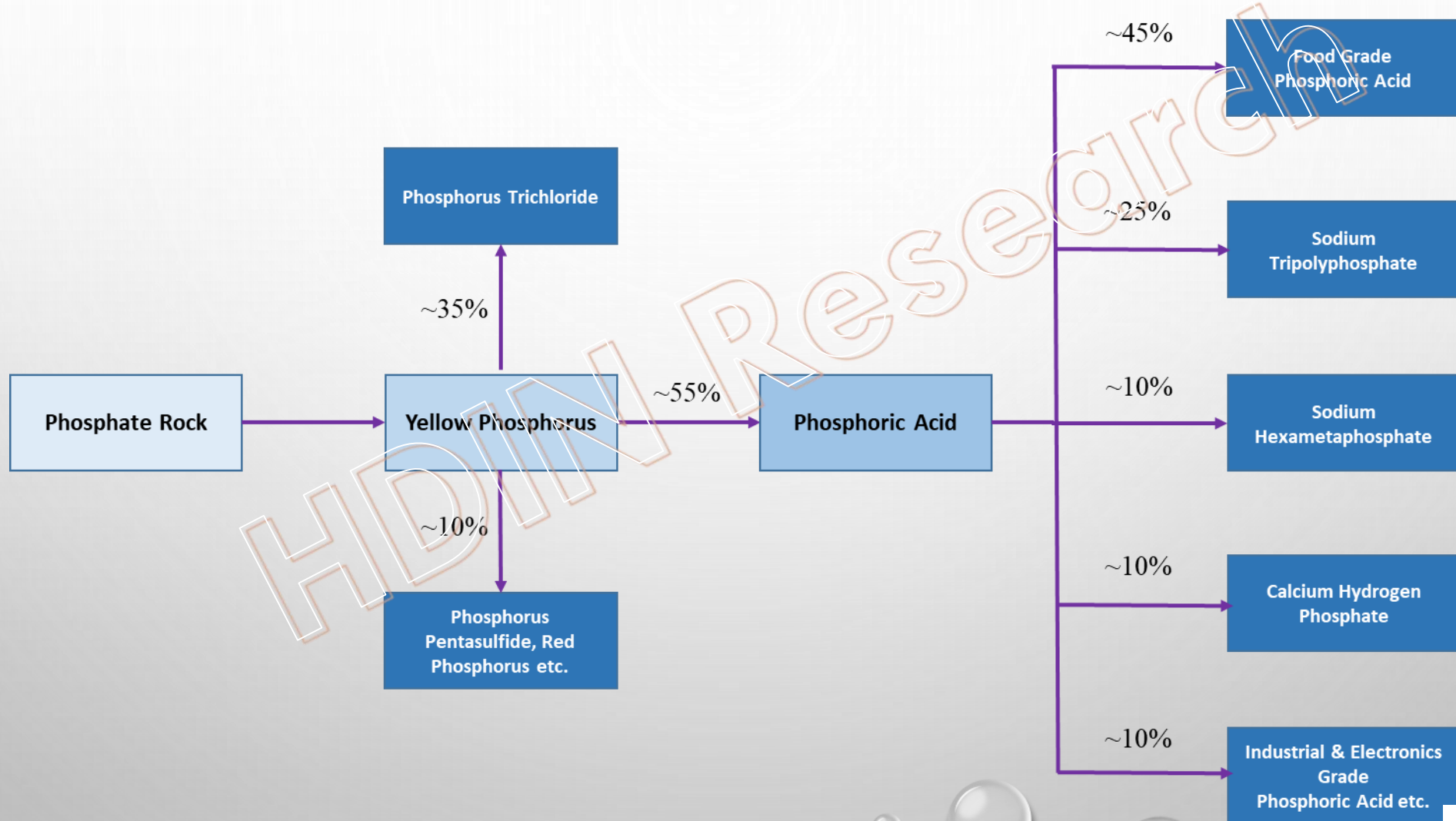
PUBLISHED BY HDIN RESEARCH

WEBSITE: [HTTPS://WWW.HDINRESEARCH.COM/](https://www.hdinresearch.com/)

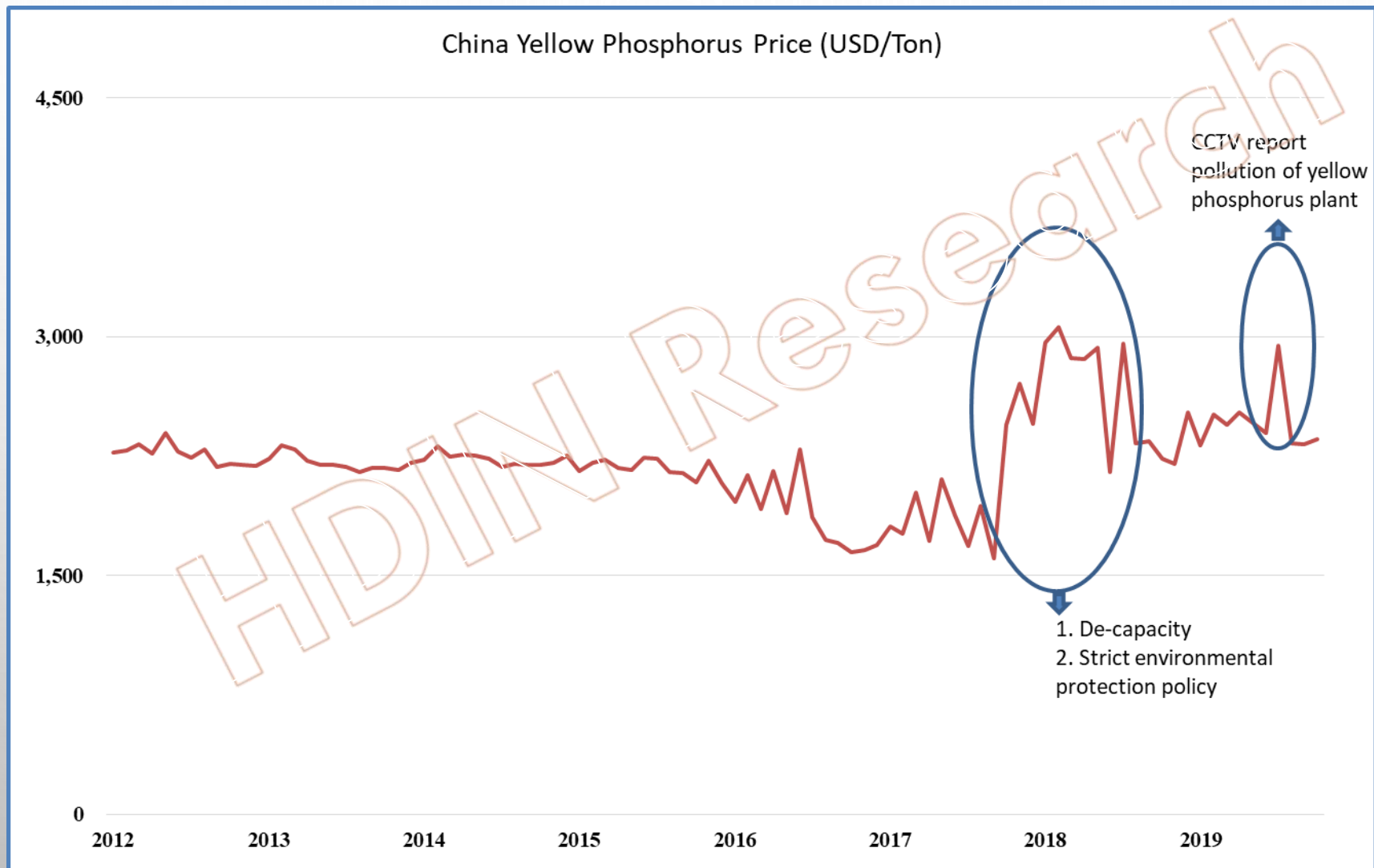
21 COMPANIES COVERED IN THIS INVESTIGATION



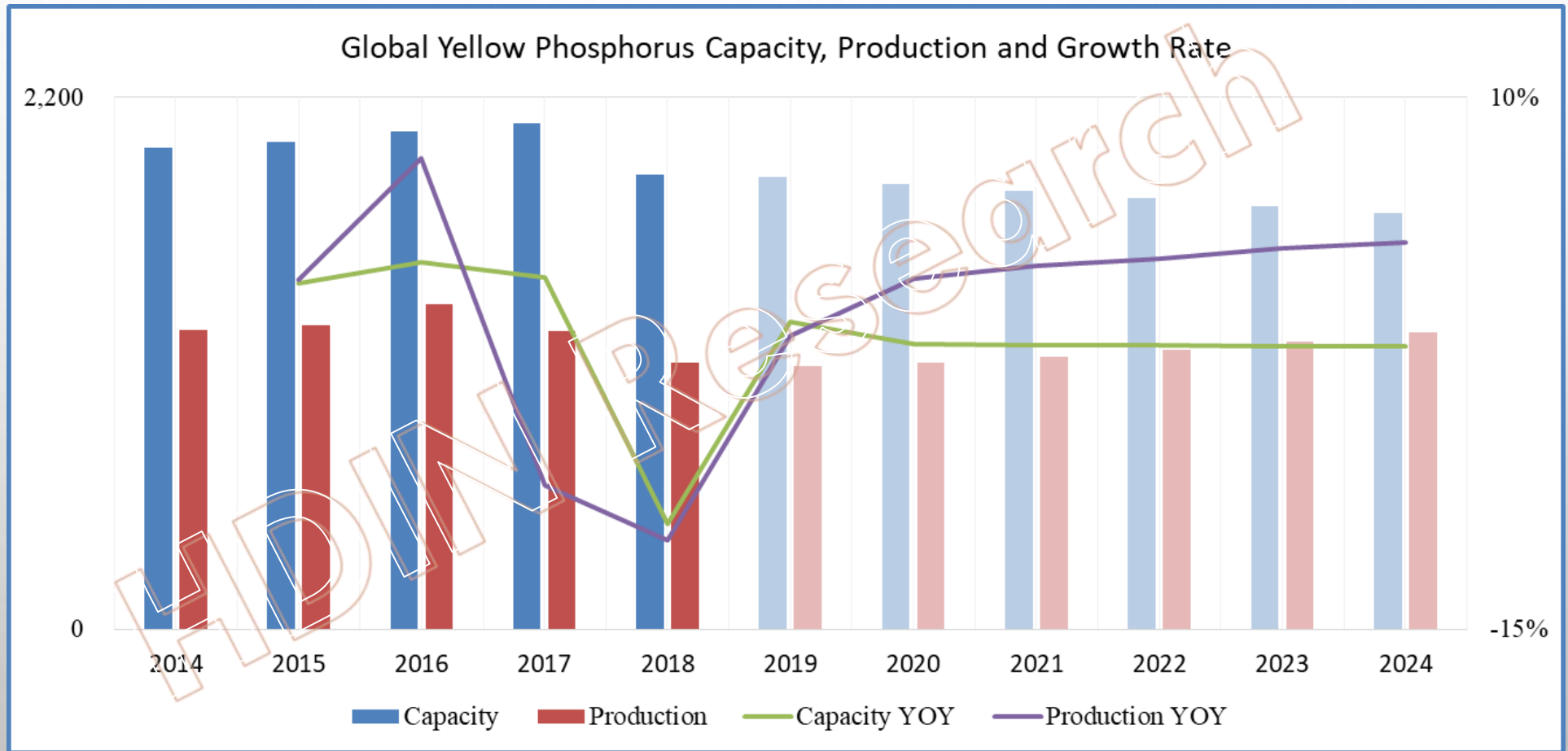
1. YELLOW PHOSPHORUS INDUSTRIAL CHAIN



2. YELLOW PHOSPHORUS PRICE























3. YELLOW PHOSPHORUS MARKET SIZE (1,000 TONS)



4. 2018 GLOBAL YELLOW PHOSPHORUS CAPACITY

Table 2018 Global Yellow Phosphorus Producers and their Capacity (1,000 tons) List

Country	Total Capacity	Capacity Market Share	Company
US	200	10.6%	
Kazakhstan	120	6.4%	
Vietnam	87	4.6%	   Esaco Lao Cai Co., Ltd.
China	1,475	78.4%	              
Total	1,882	100.0%	

5. YELLOW PHOSPHORUS MARKET COMPETITION

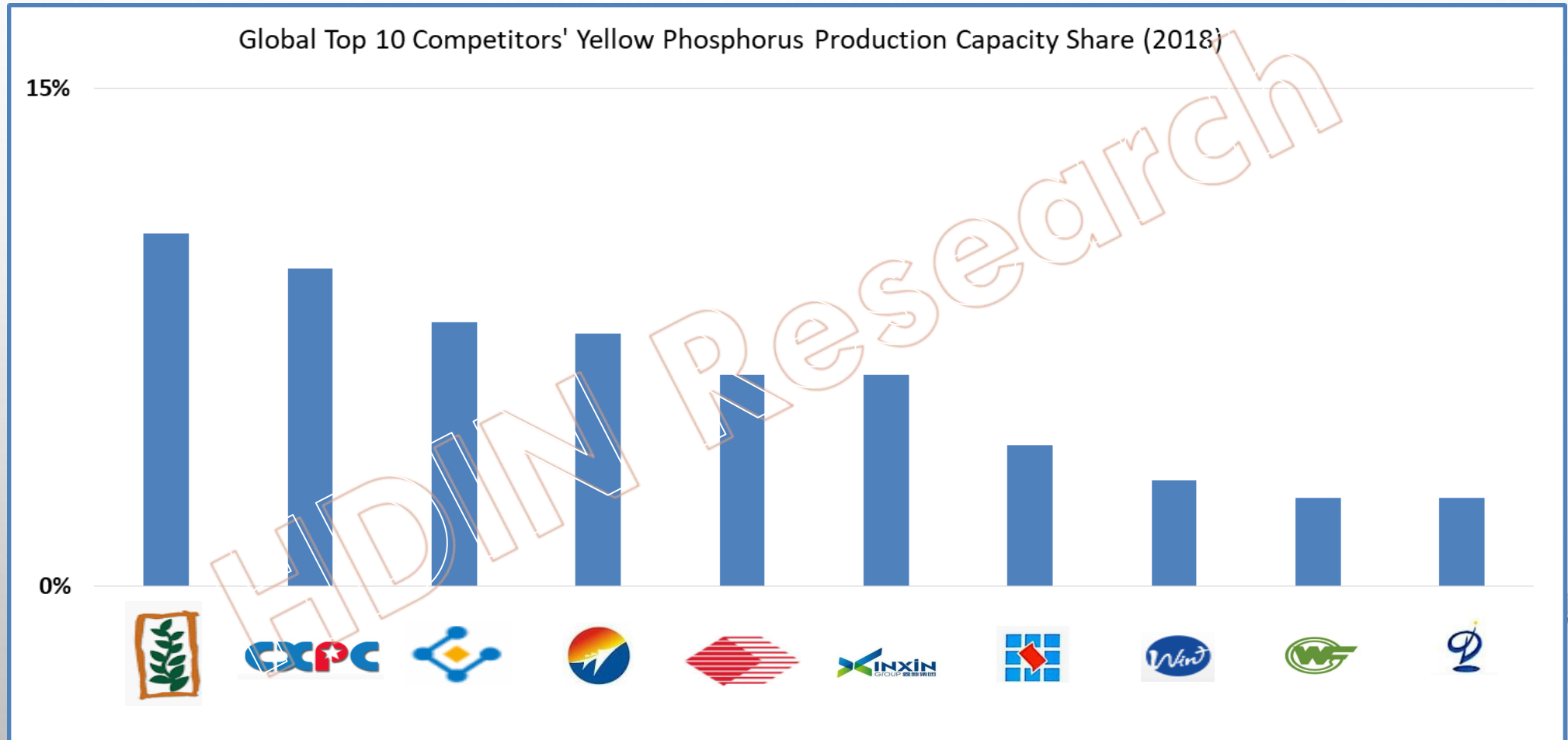


TABLE OF CONTENT

Chapter 1 Abbreviation & Acronyms

Chapter 2 Key Points

Chapter 3 Status of Yellow Phosphorus Industry

3.1 Brief Introduction

3.2 Technology Introduction

3.3 Key Players and Products Analysis

Chapter 4 Industry Chain of Yellow Phosphorus Industry

4.1 Industry Chain Overview

4.2 Upstream/Raw Material Analysis

4.3 Downstream/End-user Analysis

4.4 Distribution Chanel Analysis

Chapter 5 2014-2024 Global Yellow Phosphorus Market

5.1 Market Size, Volume and CAGR of Yellow Phosphorus

5.2 Demand and Consumption by Type/Application

5.3 Price Analysis

5.4 Trade Analysis

Chapter 6 2014-2024 Global Key Regions Yellow Phosphorus Market

6.1 North America Yellow Phosphorus Market

6.1.1 Market Size, Volume and CAGR of Yellow Phosphorus

6.1.2 Market Share of Key Players

6.1.3 Demand and Consumption by Type/Application

6.1.4 In-depth Market Analysis by Country

6.1.5 Macroeconomic Analysis

6.2 Europe Yellow Phosphorus Market

6.2.1 Market Size, Volume and CAGR of Yellow Phosphorus

6.2.2 Market Share of Key Players

6.2.3 Demand and Consumption by Type/Application

6.2.4 In-depth Market Analysis by Country

6.2.5 Macroeconomic Analysis

6.3 APAC Yellow Phosphorus Market

6.3.1 Market Size, Volume and CAGR of Yellow Phosphorus

6.3.2 Market Share of Key Players

6.3.3 Demand and Consumption by Type/Application

6.3.4 In-depth Market Analysis by Country

6.3.5 Macroeconomic Analysis

6.4 South America Yellow Phosphorus Market

6.4.1 Market Size, Volume and CAGR of Yellow Phosphorus

6.4.2 Market Share of Key Players

6.4.3 Demand and Consumption by Type/Application

6.4.4 In-depth Market Analysis by Country

6.4.5 Macroeconomic Analysis

6.5 MEA Yellow Phosphorus Market

6.5.1 Market Size, Volume and CAGR of Yellow Phosphorus

6.5.2 Market Share of Key Players

6.5.3 Demand and Consumption by Type/Application

6.5.4 In-depth Market Analysis by Country

6.5.5 Macroeconomic Analysis

Chapter 7 Trends and Dynamics of Yellow Phosphorus

7.1 Porter's Five Forces Analysis

7.2 PEST Analysis

7.3 Drivers and Restraints

7.4 Opportunities and Threatens

7.5 Latest Market Dynamics

Chapter 8 Analysis of Main Players (Covered 21 Companies)

Profile, SWOT Analysis, Key Financial Figures, Segment Information, Company's Yellow Phosphorus Data

Please ask for free sample pages with full companies list

Appendix

Research Method

Data Source

Report Link: <https://www.hdinresearch.com/reports/9945>